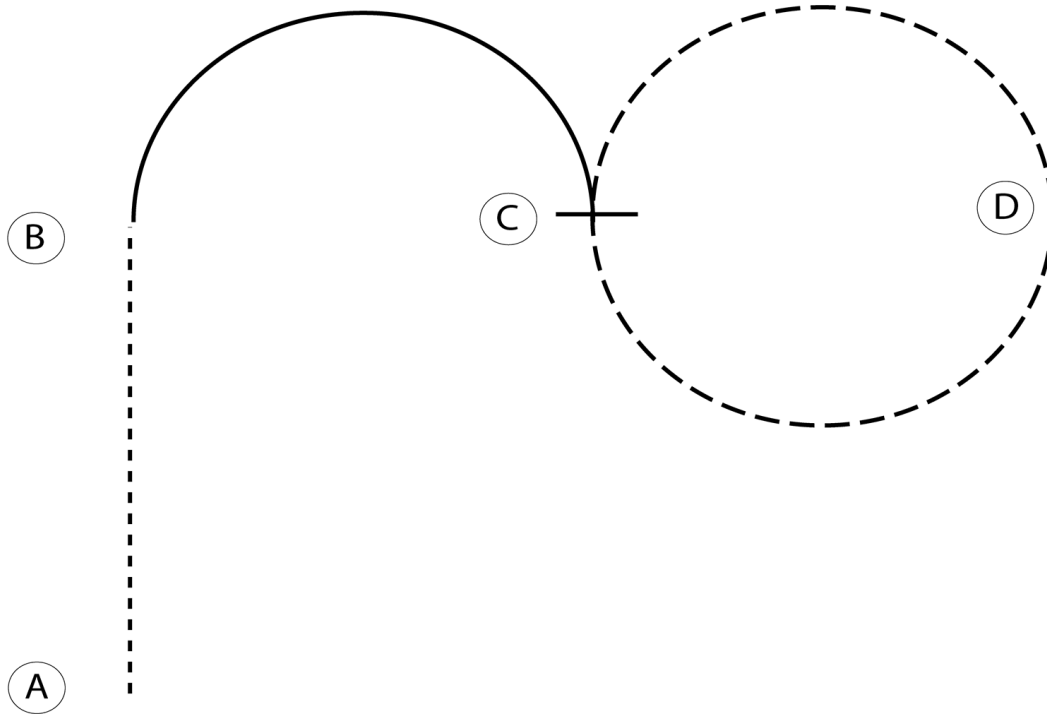


Pony Tails 2109

English Equitation grade 3-6 (NO WT Pattern)

Show Date: 04-15-2019



Be ready at A.

1. Walk from A to B.
2. At B, canter on the right lead in a half circle to C.
3. At C, posting trot to D.
4. Sitting trot from D to C.
5. Stop at C.

Follow the instructions of your ring steward.

Walk	-----
Trot	- - - - -
Extended Trot	-----
Canter	—————
Leg Yield	
Lead Change	↙ ↘
Back	← ← ← ← ←
Marker	⊙
Sidepass	← — — — — →
Hand Gallop	—————

[HSE/1-16]

Pattern Provided by:

Dan Grunewald

w w w . H o r s e S h o w P a t t e r n s . c o m

w w w . H o r s e S h o w P a t t e r n s . c o m

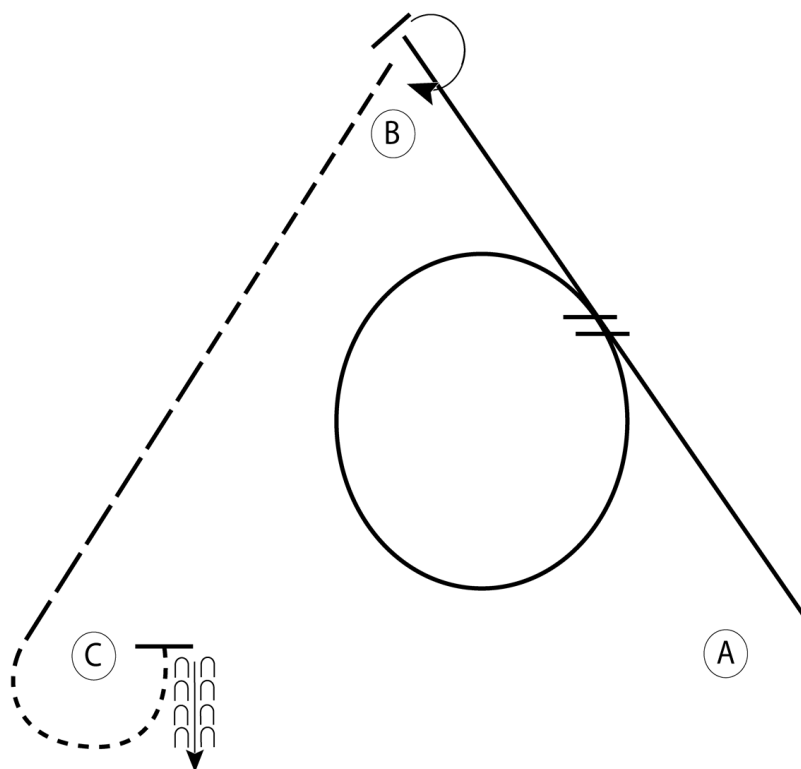
Pony Tails 2109

Western Equitation, grade 7-13 (NO WT Pattern)

Show Date: 04-15-2019

w w w . H o r s e S h o w P a t t e r n s . c o m

w w w . H o r s e S h o w P a t t e r n s . c o m



Be ready at A.

1. Lope on the left lead towards B.
 2. Halfway between A and B lope a circle to the left on the left lead.
 3. Half way between A and B perform a simple lead change.
 4. Lope past B. Stop and perform a 225 degree turn to the right.
 5. Jog towards C.
 6. Halfway between B and C extend the jog.
 7. At C walk, walk around C.
 8. At C stop and back approximately one horse length.
- Follow the instructions of your ring steward.

Walk	-----
Jog	- - - - -
Extended Jog	- - - - -
Lope	—————
Leg Yield	
Lead Change	— / —
Back	← ⊂ ⊂ ⊂ ⊂
Marker	⊙ B
Sidepass	← - - - - - →

[WH/3-3]

Pattern Provided by:
Dan Grunewald

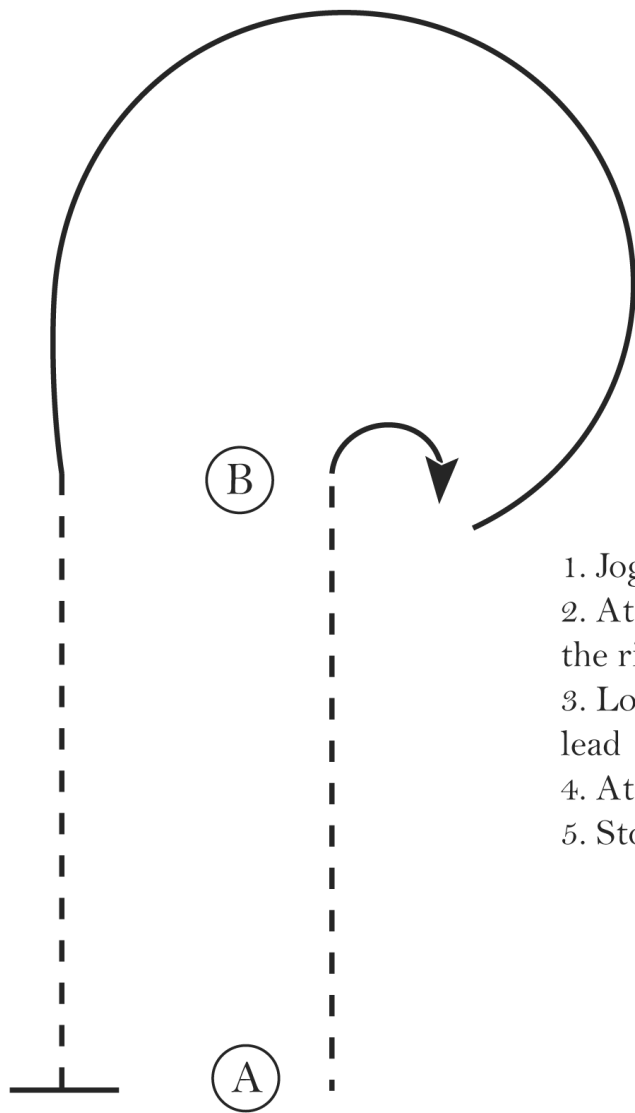
Pony Tails 2109

Western Equitation, grade 3-6 (NO WT Pattern)

Show Date: 04-15-2019

w w w . H o r s e S h o w P a t t e r n s . c o m

w w w . H o r s e S h o w P a t t e r n s . c o m



1. Jog A to B
2. At B perform a 90 degree turn to the right
3. Lope a circle around B on the left lead
4. At B jog to A
5. Stop at A.

Walk
Jog	- - - - -
Extended Jog	- - - - -
Lope	—————
Leg Yield	
Lead Change	↘
Back	←←←←← ←←←←←
Marker	(B)
Sidepass	←←←←←

[WH/1-14]

Pattern Provided by:
Dan Grunewald

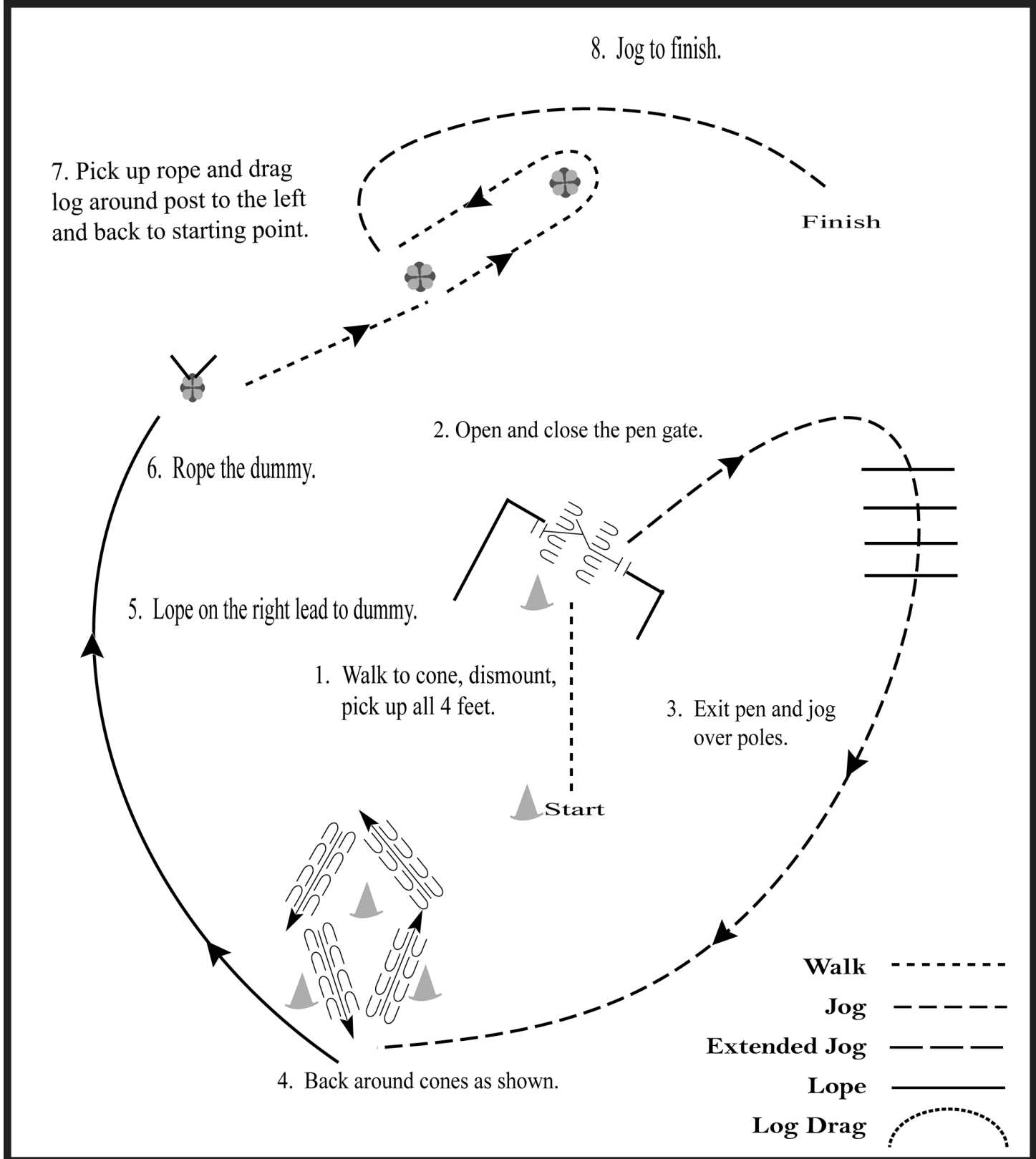
Pony Tails 2109

Ranch Trail all ages (WT included, omit the lope)

Show Date: 04-15-2019

www.HorseShowPatterns.com

www.HorseShowPatterns.com



[RT/2]

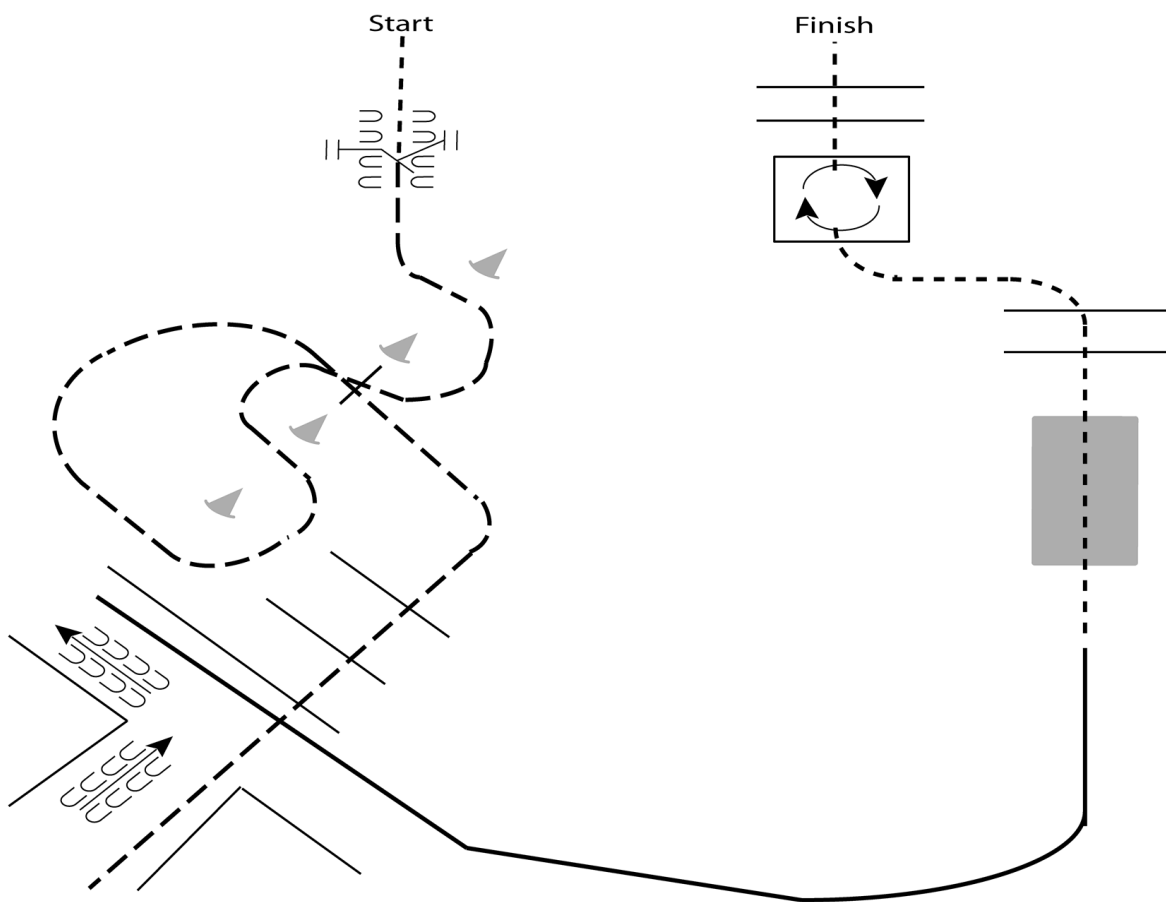
Pattern Provided by:

Dan Grunewald

Pony Tails 2109

All age trail

Show Date: 04-15-2019



1. Walk to and work gate.
2. Jog through cones and into chute.
3. Back the L.
4. Lope on the left lead to bridge.
5. Walk over bridge and elevated poles.
6. Walk into box and perform a 360 degree turn to the right.
7. Walk out of box and over elevated poles to finish.

Walk
Jog	-----
Extended Jog	-----
Lope	—————
Leg Yield	
Lead Change	///
Back	← u u u u u u
Marker	Ⓚ
Sidepass	←-----→

[T/1-4]

Pattern Provided by:

Dan Grunewald

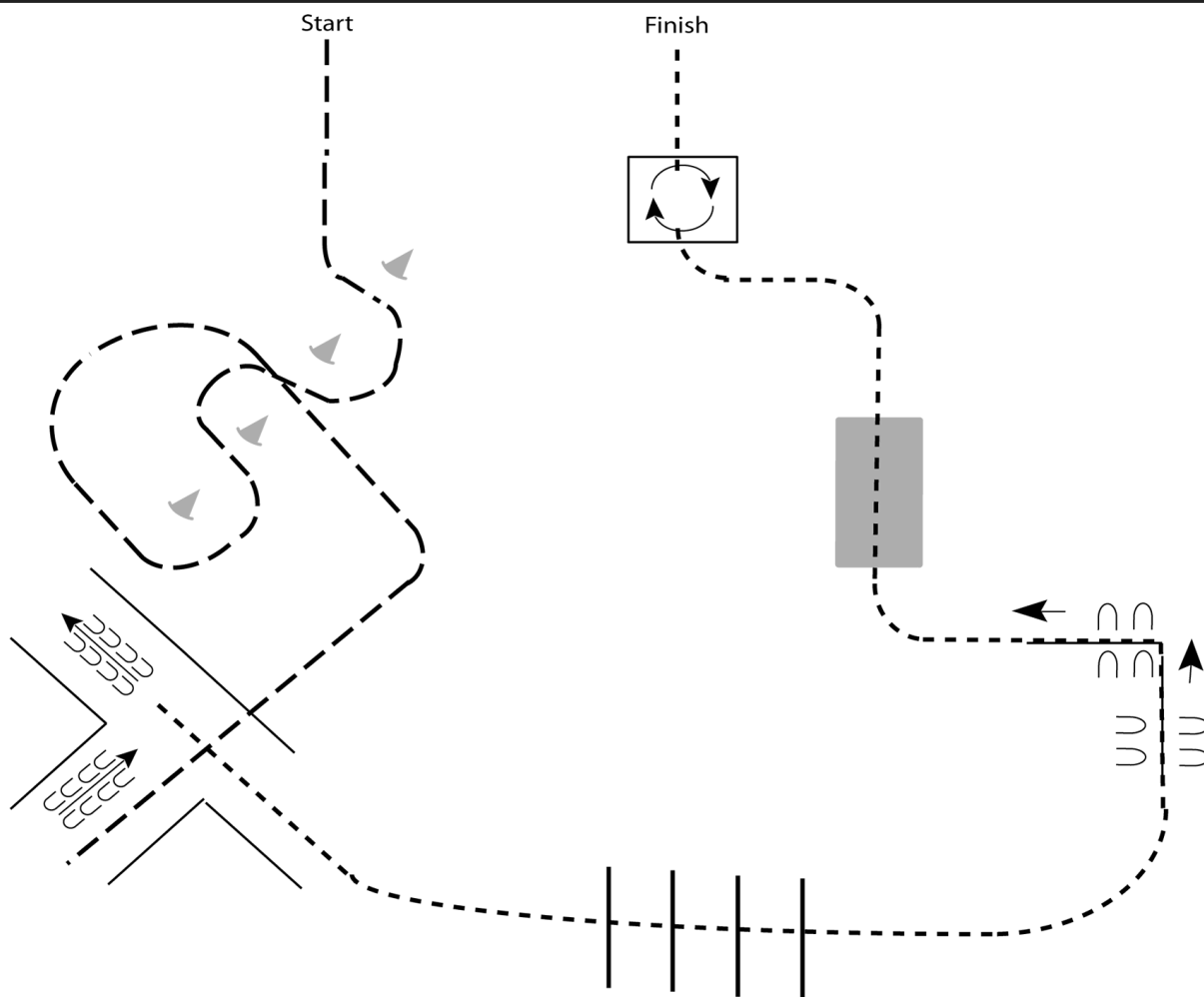
Pony Tails 2109

Trail (WT/Rookie/HH/in hand)

Show Date: 04-15-2019

www.HorseShowPatterns.com

www.HorseShowPatterns.com



1. Trot through cones
2. Continue to trot into chute
3. Back the L
4. Walk over poles to sidepass
5. Sidepass left over poles
6. Walk over bridge and into box
7. Perform a 360 degree turn to the right, walk out of box and to finish

Walk	-----
Jog	- - - - -
Extended Jog	- - - - -
Lope	—————
Leg Yield	
Lead Change	— / —
Back	← — — — —
Marker	Ⓚ
Sidepass	← — — — — →

[T/1-3]

Pattern Provided by:

Dan Grunewald

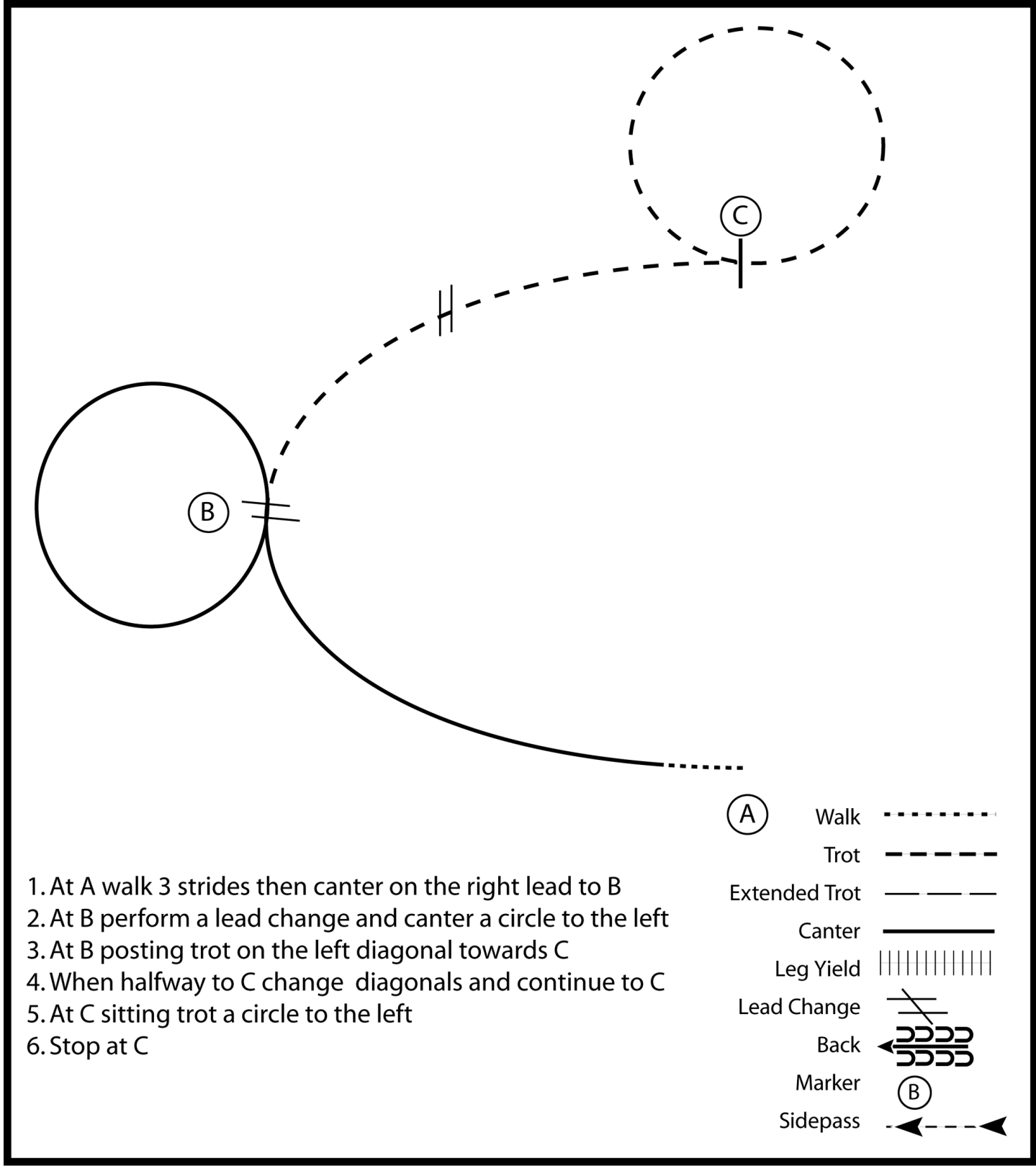
Pony Tails 2109

English Equitation grades 7-13 (NO WT Pattern)

Show Date: 04-15-2019

w w w . H o r s e S h o w P a t t e r n s . c o m

w w w . H o r s e S h o w P a t t e r n s . c o m



1. At A walk 3 strides then canter on the right lead to B
2. At B perform a lead change and canter a circle to the left
3. At B posting trot on the left diagonal towards C
4. When halfway to C change diagonals and continue to C
5. At C sitting trot a circle to the left
6. Stop at C

- (A) Walk
 - Trot - - - - -
 - Extended Trot - - - - -
 - Canter _____
 - Leg Yield |||||
 - Lead Change /
 - Back ←←←
 - Marker (B)
 - Sidepass ←←←

[HSE/3-15]

Pattern Provided by:

Dan Grunewald

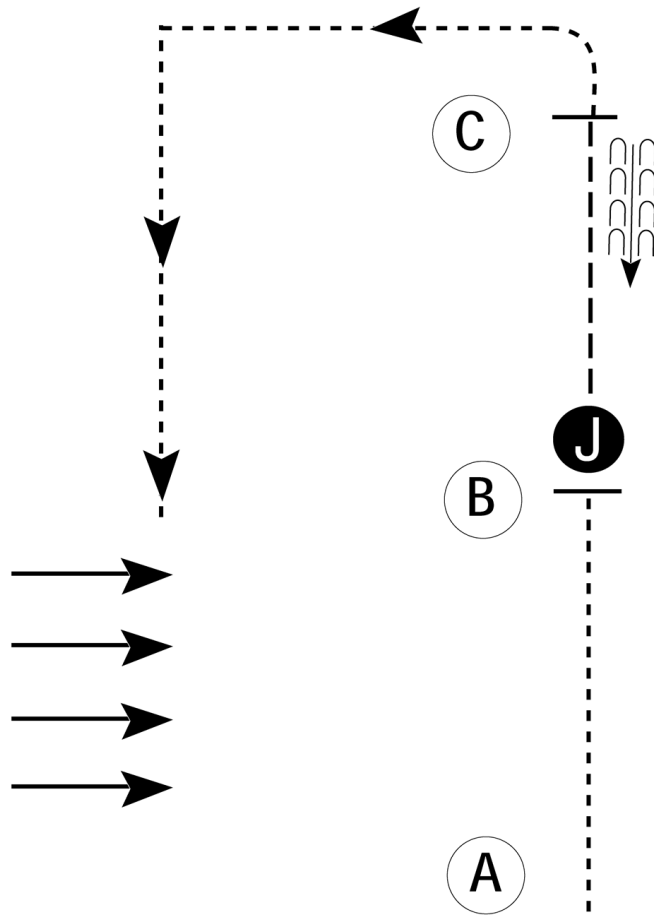
Pony Tails 2109

Mini/Pony Showmanship

Show Date: 04-15-2019

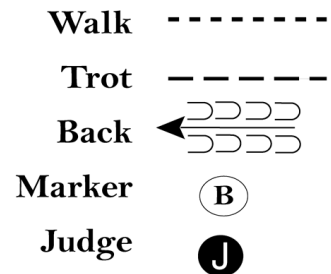
w w w . H o r s e S h o w P a t t e r n s . c o m

w w w . H o r s e S h o w P a t t e r n s . c o m



Be ready at A.

1. Walk to the judge.
2. Stop and set up.
3. When dismissed, trot to C.
4. Stop and back 3 steps.
5. Walk to line up and set up.



[MHP/S-10]

Pattern Provided by:

Dan Grunewald

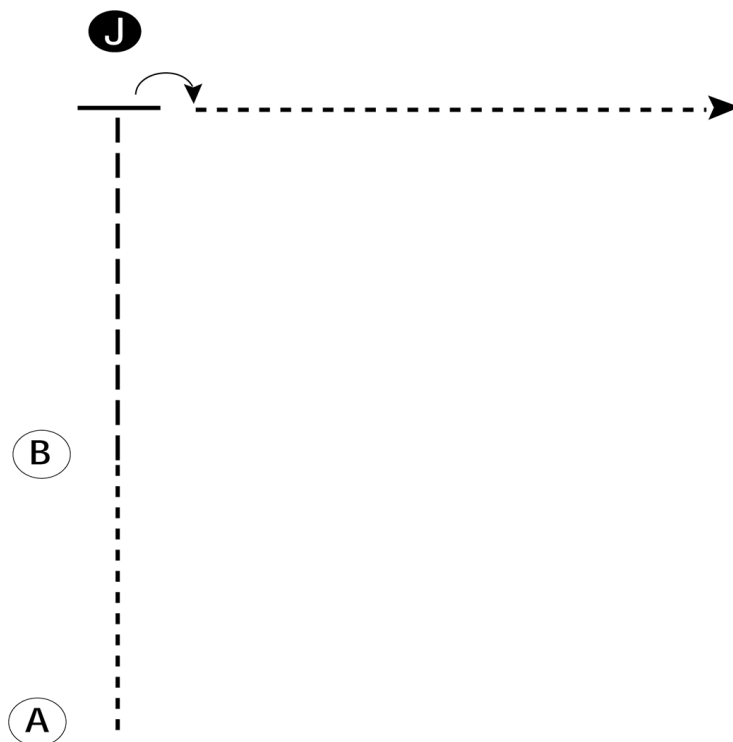
Pony Tails 2109

Showmanship grade 3-6, WT, HH

Show Date: 04-15-2019

w w w . H o r s e S h o w P a t t e r n s . c o m

w w w . H o r s e S h o w P a t t e r n s . c o m



Be ready at A.

1. Walk from A to B.
2. Trot from B to the judge.
3. Stop and set up for inspection.
4. When dismissed, turn 90 degrees.
5. Walk away from judge and follow the instructions of your ring steward.

Walk	-----
Trot	- - - - -
Back	←
Marker	(B)
Judge	(J)

[SWT-9]

Pattern Provided by:

Dan Grunewald